



WOOF-WOOF! YOU'RE **ADOPTING** A SALTYDOG!

Everything you need to know about your adoption, processes, options and caring for your new rescued bestie in the first days and weeks.



ADOPTION PACKAGE TABLE OF CONTENTS

ADOPTION FEES

MICRO CHIPPING

VACCINES + MEDICAL 1/2

FLIGHT DAY DETAILS + CHECKLIST

FIRST WEEK TOGETHER

3-3-3- ADOPTION RULE + SUPPORT FOR YOUR PUP

POTTY TRAINING GUIDE

FEEDING + NUTRITION

THANK YOU

CONTINUED SUPPORT

SPREAD THE WORD



Domestic Adoption- Citizen of Mexico

Large \$1100 pesos | Medium \$2100 pesos | Small \$3100 pesos

Domestic for American, Canadian or other within Mexico

Puppy under 1y \$550CAD/\$480USD | 1-6y \$500 CAD/ \$440 USD
Senior/ Special Needs \$400 CAD/ \$350 USD

International Adoption Fee

Puppy under 1y \$550CAD/\$480USD | 1-6y \$500 CAD/ \$440 USD
Senior/ Special Needs \$400 CAD/ \$350 USD

*** **PLUS AIRLINE PET FEE, TYPICALLY RANGES \$104 IN CABIN - \$205 IN HOLD** ***

**want to keep
your crate?**

**Travel Bag \$60CAD/ \$50USD
CRATE \$125CAD/ \$100USD**

A large background image showing a dog, possibly a Weimaraner, looking through a chain-link fence. The dog is wearing a purple collar. In the background, other dogs and a building are visible.

\$50

OPTIONAL ADD
ON



MICRO CHIPPING

Microchipping is **a procedure that implants a small, electronic chip under an animal's skin to identify it.** The chip contains a unique code that can be scanned to match it with the owner's contact information

How it works

- A veterinarian implants the chip using a needle.
- The chip is about the size of a grain of rice.
- The chip is inserted between the shoulder blades of a cat or dog, or in the neck of a horse.
- The pet's body tissue bonds with the chip within 24 hours.

Benefits

- Microchips can help reunite lost or stolen pets with their owners.
- They can be used for international travel.
- They can be used with electronic pet doors.

What to do after microchipping

- Register the microchip's number with the appropriate agency (we do this for you if you opt in to microchip your pup)
- Keep your pet's registration information up to date.
- Ask your veterinarian to scan your pet's microchip at least once a year.



VACCINES + MEDICAL 1

Every SaltyDog will have had any necessary medical attention and vaccines to ensure they are feeling their best before they arrive with you.



rabies



sterilization



ticks/flea treatment



parvo/distemper



needed medical



deworming





VACCINES + MEDICAL 2

Depending on the age of the dog, they would have been administered one or multiple of the following vaccines before coming to you. If you are ever unsure, please refer to your SaltyDog Health Card or reach out to us to ask!

Triple

Canine Distemper Virus, Canine Adenovirus type 2, Canine Parvovirus

Quintuple

Canine distemper virus (indicated by the letter D), two types of adenovirus, aka hepatitis and kennel cough (named A, A2, or H), parainfluenza (P), and parvovirus (P).

Quintuple CV (Booster)

Preventive vaccine for canine distemper, canine infectious hepatitis, respiratory disease caused by adenovirus type 2, parainfluenza, parvovirus, coronavirus and canine leptospirosis.

Sextuple

Canine Distemper, Canine Adenovirus Type 2 (CAV-2), Canine Coronavirus, Canine Parainfluenza and Canine Parvovirus Type 2b. Leptospirosis





FLIGHT DAY DETAILS

WHAT TO EXPECT



3 Days Before Flight

WHAT'S APP group created between adopter/foster and flight team

Flight Day

Download flight tracker. A link will be provided in your group chat.

Pictures of flight angel and adopter will be swapped in group so that everyone knows who to look for at the destination.

Flight team will assist flight angels with check in at airport, and send pics of your pup at the airport before take off so you know they are on their way safely.

For those pups travelling **in cabin** they will go through security with the flight angel and stay with them every step of the way.







For those travelling in the **cargo hold**, the flight angels will go through security on their own, and the flight team will stay with the pup in the pet relief area until just prior to boarding- they will ensure they are loaded safely into their crate and sent to the plane.





FLIGHT DAY CHECKLIST


WHAT TO BRING / PREPARE



-  Keep an eye on your WHAT'S APP flight group to be updated with flight details and arrival times
-  If your dog is travelling in cargo you will need scissors to open the crate
-  Familiarize yourself with your local airport, and pet relief areas. Your new bestie is going to need a bathroom break before leaving the airport!
-  Don't forget to make sure you grab the medical and health card for your pup from the flight angel!
-  Please send a photo or two of your new pup having arrived safely in your what's app travel group so everyone knows they made it safely!
-  PLEASE BRING A LEASH. YOUR PUP WILL HAVE A HARNESS, BUT NOT A LEASH WITH THEM



-  Dog food cannot travel with your pup so ensure you are preprepared with food. We suggest a mix of plain rice and boiled chicken to ease their tummies the first few days and slowly add in kibble or what you will be feeding them.
-  Set up a quiet and comfy place for your pup to decompress on their first night



FIRST WEEK WITH YOUR SALTYDOG

IT SHOULD BE BORING!!!

Your SaltyDog needs time and space to adjust to its new home and person - YOU!

Your dog is adjusting to a new home, new bed, new person, new smells, new food, new neighbourhood, and new routine - thats A LOT!

WEEK 1

- ✓ simple routine
- ✓ scheduled feeding times
- ✓ regular potty breaks
- ✓ quiet crate time
- ✓ short quiet walks



3/3/3 ADOPTION RULE



3 DAYS


- May feel overwhelmed or scared.
- Not comfortable being themselves.
- Shuts down and/or hides
- May potty at home even if potty trained.

3 WEEKS

- Finds their routine.
- True personality begins to show.
- Behaviors may start to change.

3 MONTHS

- Bonds and trust begin to build.
- Gains a sense of security
- Routine set, ready to conquer with their forever human



HOW YOU CAN SUPPORT YOUR PUP

Patience

Be patient with your dog as they adjust.

Consistency

Be consistent with your routine.

Positive Reinforcement

Use positive reinforcement to encourage good behavior.

Nutrition

Provide high-quality food that's easy to digest.

Comfortable Safe Spaces

Set up a crate or bed in a quiet area with treats and soft bedding



POTTY TRAINING SUPPORT

Perfect Puppy in 7 Days:
How to Start Your Puppy Off Right

click here



FEEDING AND NUTRITION

You can give your dog nutritious treats in addition to their regular food. Low-calorie treats include vegetables like broccoli, carrots, and zucchini, and fruits like bananas, apples, and melon.

If you need to change your dog's food, do so gradually by mixing in a small amount of the new food with their regular food.

You can check your dog's weight to make sure they're not eating too much or too little. When looking from the side, you should be able to feel but not see their last two or three ribs.

Choose a high-quality dog food that's appropriate for your dog's age, health, and life stage. You can also add variety to your dog's diet with raw or cooked meat, vegetables, or fish.


Puppies under six months old should eat three or four meals a day, while adult dogs usually eat two meals a day.

The amount of food your dog needs depends on their breed, size, age, and activity level. A general guideline is to feed your dog 2–3% of their body weight, split into two or three meals. You can check the packaging of your dog's food for guidelines.

WE ARE SO GRATEFUL FOR YOUR SUPPORT

We could not do this work without you, so from the
bottom of our hearts and paws:

THANK YOU



WHAT'S NEXT FOR YOU AND
YOUR SALTY DOG?

WE'RE SO GLAD YOU ASKED!

YOUR CONTINUED *support*



WE ARE ALWAYS LOOKING FOR HELP
FROM OUR FRIENDS!

FLIGHT ANGEL

Flight angels are one of the most important parts to getting a SaltyDog to their adopter, and likely a flight angel is how your SaltyDog made their way to your loving arms! There is no cost to you, and we take care of everything... coordinating from beginning to end.

VOLUNTEER

There are so many ways to volunteer with us, and your help means the world to these deserving dogs. Locally we have weekly dog walking at the shelter, monthly fundraising events in Canada and Mexico, and even administrative type work is often required.

FOSTER

Fosters in Mexico, Canada and the US allow us to move dogs from the shelter into homes so that they can learn what it's like to be in a loving and safe environment before they are adopted. Typically once a dog is in Canada they are adopted within days to weeks, which means we can rescue another here in Mexico. A beautiful cycle indeed. Maybe your new love needs a temporary buddy?

DONATE

As a registered non profit in Bucarías, Mexico we rely heavily on financial donations from people just like you in order to rescue, rehabilitate and re-home every dog that crosses our path. Consider a monthly donation- every penny counts!



HELP US SPREAD THE WORD



Don't forget to follow us on social media, share your happy "tails", and visit our website often.

We are always up to something, and there is always another in need.



follow us on Facebook @saltydogrescue



follow us on instagram @saltydogrescue



share your adopted pup love story with the adoption family facebook group



visit our website often
www.saltydogrescuebrigade.org